

# New Factors in the Evaluation of Scientific Literature Through Citation Indexing<sup>1</sup>

More than one million citations from the scientific literature have been processed by the Citation Index Project at the Institute for Scientific Information. The Project, sponsored by NSF and NIH, will be described briefly, and new methods of using citation data for evaluation of publications will be discussed.

Summaries of statistical data, compiled by computer methods such as the following, will be given.

1. Frequency of citation of one journal by another.
2. Frequency of current citations to the past literature.

3. Frequency of self-citation by journals and authors.
4. Number of source citations per cited paper.
5. Number of references per source paper.
6. Number of papers published per journal.

Information scientists and research workers are encouraged to use this unique reservoir of information for additional statistics applicable to their fields of work as a basis for comparative studies on the efficacy of various indexing techniques.

E. GARFIELD and  
I. H. SHER

*Institute for Scientific Information  
Philadelphia, Pennsylvania*

Received 28 December 1962

The National Science Foundation, National Institutes of Health, and the Institute for Scientific Information have been sharing the expenses of a large research study of citation indexing. Over twenty people are engaged in the Project. Citations from the scientific literature are entered on punched cards and processed by computer to produce citation indexes, i.e., ordered lists of references which are accompanied by citations for documents in which they have been cited. In contrast to conventional indexes, which take you back in time, a Citation Index brings you forward in time and thereby writes the "subsequent history" of the particular document under investigation (1). In Fig. 1 is given the portion (taken from a 326,000-item sample) of a Citation Index showing citations to the work of Albert Einstein. In Fig. 2, these entries are expanded to include the titles of the articles. Note the diversity of sources which cite Einstein's 1906 article. The source journals are: J CHEM SOC, J POLYM SCI, and J DAIRY SCI. With Einstein's 1908 article in ANN PHYSIK, there is illustrated an error in

the literature. Dr. Marshall Fixman accredited this ANN PHYSIK article to Einstein, and so it appears here in the Citation Index. However, a check of the original article for the purpose of obtaining a full title disclosed that it was really written by Smoluchowski.

It is interesting to point out that 13 works of Einstein, from 1905 through 1938, are found cited in this limited sample taken from 1960 life sciences literature. Einstein's bibliography is reported to include 310 scientific works, including many repetitions by translation.

Over a million citations from a wide variety of journals have been processed thus far in the Citation Index Project, which makes available for the first time a large reservoir of interdisciplinary data that allows for testing the power of and need for citation indexes.

Our study has been oriented toward the field of genetics. However, the true range of this or any other eclectic subject cannot be properly evaluated without starting from a more general subject coverage. Only after supplying broad comprehensive *input* can one study the effects of limiting the input by selecting citing journals (genetics journals versus nongenetics journals), by author

<sup>1</sup> Paper presented at the silver anniversary meeting of ADI, Dec. 14, 1962, and at the Georgia Institute Meeting, Dec. 16, 1962.

EINSTEIN A	-----	*05*ANN PHYSIK	-----	17	549
KING AL		BIOC BIOP A	60	42	344
ROSSI C		NATURE	61	189	822
	-----	06-ANN PHYSIK	-----	19	289
ELWORTHY PH		J CHEM SOC	59		1951
VARADIAH VV		J POLYM SCI	60	46	528
WHITNAH CH		J DAIRY SCI	59	42	227
	-----	06-ANN PHYSIK	-----	19	371
KING AL		BIOC BIOP A	60	42	344
	-----	07-JAHRB RADIOAKT ELEKT	-----	4	411
DEBEAURE, 0		COMPT REND	60	250	2149
	-----	08-ANN PHYSIK	-----	25	205
FIXMAN M		J CHEM PHYS	60	33	1357
	-----	08-Z ELEKTROCHEM	-----	14	235
MAJUMDAR SK		NATURWISSEN	60	47	39
	-----	10-ANN PHYSIK	-----	33	1275
BULLOUGH RK		J POLYM SCI	60	46	517
COUMOU DJ		J COLL SCI	60	15	408
	-----	11-ANN PHYSIK	-----	34	591
ELWORTHY PH		J CHEM SOC	59		1951
GIBBONS RA		BIOCHEM J	59	73	217
VARADIAH VV		J POLYM SCI	60	46	528
	-----	12-ANN PHYSIK	-----	38	355
WHITROW GJ		NATURE	60	188	790
	-----	12-ANN PHYSIK	-----	38	443
WHITROW GJ		NATURE	60	188	790
	-----	24-Z PHYSIK	-----	27	1
BAKANOV SP		DISC FARAD	60		130
	-----	26-INVEST THEORY BROWN	-----		
BAKANOV SP		DISC FARAD	60		130
	-----	37-J FRANKL INST	-----	2	2343
DROZ-VIN. P		COMPT REND	60	251	2297
	-----	38-ANN MATH	-----	39	65
HOANG PT		COMPT REND	60	250	1195
EINSTEIN HA	-----	*42*TR AM SOC CIVIL	-----	107	561
KNISELY MH		ANGIOLOGY	60	11	535
EINTHOVEN W	-----	*03*PFLUEGERS ARCH	-----	99	472
DISTEL R		COMPT REND	60	251	1182
EIPEITAUER E	-----	*56*ZEMENT KALK GIP	-----	9	501
POWELL DA		NATURE	60	185	375
EIRICH F	-----	*36*KOLLOID Z	-----	74	276
DEINDOER. F		IND ENG CHE	60	52	59
	-----	56-J COLLOID SC &	-----	11	748
JONES MH		CAN J CHEM	60	38	2303
KEOSIAN J		SCIENCE	60	131	479
OVERBERG, C		J AM CHEM S	60	82	929
EISAMAN JL	-----	*51*JAMA	-----	146	1417
ALBRECHTSEN		ACT DER-VEN	60	40	474

FIG. 1. Computer printout of citations to the works of A. Einstein from CI.

EINSTEIN A 05 ANN PHYS IK 17 3 4 9  
 UBER DE VON DER MOLEKULARKINETISCHIN  
 THEORIE DER WARME GEFORDERTE BEWEGUNG VON  
 IM RUHENDEM FLUSSIGKEITEN SUSPENDIERTEN  
 TEILCHEM

KING A L BIOCHIM BIOPHYS ACT 42 344 60  
 BACTERIA AND THEIR FLAGELLA

ROSSI C NATURE 189 822 61  
 DIFFUSION OF SMALL MOLECULES

----- 06 ANN PHYSIK 19 289  
 EINE NEUE BESTIMMUNG DER MOLEKULDIMENSIONEN

ELWORTHY PH J CHEM SOC 1951 59  
 THE STRUCTURE OF LECITHIN MICELLES IN  
 BENZENE SOLUTION

VARADIAH VV J POLYM SCI 46 328 60  
 THEORETICAL EVALUATION OF THE FLORY UNIVER-  
 SAL CONSTANT

WHITNAH CH 3 DAIRY SCI 42 227 59  
 SOME PHYSICAL PROPERTIES OF MILK. VI. THE  
 VOLUMINOSITY OF CASEINATE COMPLEX IN MILK,  
 AND RECONSTITUTED SEDIMENTS

----- 06 ANN PHYS IK 19 371  
 ZUR THEORIE DER BROWNSCHEN BEWEGUNG

KING AL BIOCHIM BIOPHYS ACT 42 344 60  
 BACTERIA AND THEIR FLAGELLA

----- 07 JAHRB RADIOAKT ELEKTR 4 411  
 UBER DAS RELATIVITATS PRINZIP UND DIE AUS  
 DEMSELBEN GESOGENEM FOLGERUNGEN

DE BEAURE O C R AC SCIPAR 250 2149 60  
 DEVELOPPEMENT DES CONSEQUENCES DE LA  
 THEORIE DE LINERTIE DE D. W. SCIAMA ET DE  
 DO PARK

----- 08 ANN PHYSIK 25 205  
 MOLEKULAR-KINETISCHE THEORIE DER OPALESZENZ  
 VON GASEN KRITISCHEN ZUSTANDE, SOWIE  
 EINIGER VERWANDTER ERSCHEINUNGEN

FIXMAN M J CHEM PHYS 33 1357 60  
 DENSITY CORRELATIONS, CRITICAL OPALESCENCE  
 AND THE FREE ENERGY OF NONUNIFORM FLUIDS

----- 08 Z ELEKTROCHEM 14 235  
 ELEMENTARE THEORIE DER BROWNSCHEN BEWEGUNG

MAJUMDAR SK NATURWISSENSCHAFTEN 47 39 60  
 MOLECULAR WEIGHT OF MYCOBACILLIN BY  
 DIFFUSION METHOD

----- 10 ANN PHYSIK 33 1275  
 THEORIE DER OPALESZENZ VON HOMOGENEN  
 FLUSSIGKEITEN UND FLUSSKEITSGEMEISCHEN IN  
 O E R NAHE DES KRITISCHEN ZUSTANDES

BULLOUGH R K J POLYM S C ? 46 517 60  
 BIREFRINGENCE AND LIGHT SCATTERING OF HIGH  
 POLYMERS

COUMOU DJ J COLL SCI 15 408 60  
 APPARATUS FOR THE MEASUREMENT OF LIGHT  
 SCATTERING IN LIQUIDS, MEASUREMENT OF THE  
 RAYLEIGH FACTOR OF BENZENE AND OF SOME  
 OTHER PURE LIQUIDS

Fig. 2. A. Einstein's citations expanded to include titles.

----- 11 ANN PHYSIK 34 591'  
BERICHTIGUNG ZW MEINER ARBEIT. F I N E N E U E  
BESTIMMUNG DER MOLEKULDIMENSIONEN

ELWORTHY PH J CHEM SOC 1951 5 9  
THE STRUCTURE OF LECITHIN MICELLES IN  
BENZENE SOLUTION

GIBBONS RA BIOCHEM J 73 217 5 9  
THE PHYSICO-CHEMICAL PROPERTIES OF TWO  
MUCOIDS FROM BOVINE CERVICAL MUCIN

VARADAI AH VV J POLYM SCI 46 528 60  
THEORETICAL EVALUATION OF THE FLORY UNIVER-  
SAL CONSTANT

----- 12 ANN PHYSIK 38 355  
LICHTGESCHWINDIGKEIT U N Q STATIK DES  
GRAVITATIONSFELDES

WHITROW G J NATURE 188 790 60  
GENERAL RELATIVITY AND LORENTZ-INVARIANT  
THEORIES OF GRAVITATIONS

----- 12 ANN PHYSIK 38 443  
ZUR THEORIE DES STATISCHEN GRAVITATIONS-  
FELDES

WHITROW G J NATURE 188 790 60  
GENERAL RELATIVITY AND LORENTZ-INVARIANT  
THEORIES OF GRAVITATIONS

----- 24 ZPHYSIK 27 1  
ZUR THEORIE DER RADIOMETERKRAFT E

BAKANOV SP DISC FAR SOC 130 60  
THE MOTION OF A SMALL PARTICLE IN A NON-  
UNIFORM GAS MIXTURE

----- 26 INVEST THEORY BROWN MOV 26

BAKANOV SP DISC FAR SOC 130 60  
THE MOTION OF A SMALL PARTICLE IN A NON-  
UNIFORM GAS MIXTURE

----- 37 J FRANKLINST 233 43  
O N GRAVITATIONAL WAVES

DROZ-VINCE P C R AC SCI PAR 251 2297 60  
ISOTHERMIE APPROCHEE ET QUANTIFICATION POUR  
LA METRIQUE DE ROSEN

----- 38 ANN MATH 39 63  
THE GRAVITATIONAL EQUATIONS AND THE PROBLEM  
OF MOTION

HOANG PT . . . AC SCI 25011956 0  
SUR LES EQUATIONS DU MOUVEMENT EN RELATIV-  
ITE GENERALE

FIG. 2. A. Einstein's citations **expanded to include** titles. (Continued)

(geneticists versus nongeneticists), by type of reference (journal references versus nonjournal references), by subject of article (genetics articles versus nongenetics articles), etc. Similarly, only initial broad and comprehensive input can enable one to later study the possibilities of selective output.

The file of citations is alphabetized by the first reference author and printed as the Author Citation Index, or 'is alphabetized by reference publication to give the Journal Citation Index. These citation indexes can help answer such questions as:

1. Where has an individual article or author been cited?
2. Who else is publishing on a given subject?
3. What journals are publishing articles on a given subject?
4. What papers belong in the historical introduction to a paper in progress, in a review article, in a chapter of a book, etc.
5. What are all the publications by a given author?
6. What is the distribution of citations throughout the years, throughout the journals, etc?
7. Has a contemplated piece of research already been done ?

Some of these uses are difficult or impossible with conventional indexes. Others are similar to typical reference uses for large-scale indexing services.

In the course of our processing, certain "vital statistics" have been gathered. For example, data taken from journals published in the first third of 1962 and included in *Current Contents*-Life Sciences edition showed an average of 2.1 authors and 5.4 pages per paper. The same journals published an average of 17.3 articles per issue. However, we are more interested in certain "impact" factors such as how often a particular paper, author, or journal is cited compared to corresponding average values in a given Citation Index file.

In a Citation Index compiled from the references in one issue of one journal, there are few cases of more than one source citing the same reference. In this case, therefore, the source/reference S/R <sup>2</sup> ratio is almost equal to 1. As the input grows, more multiple citations are encountered, and the average number of sources per reference (S/R) increases. Thus, in a Citation Index compiled from 60,000 citation, the S/R was about 1.2. 'In a Citation Index of 326,000 items, the S/R ratio was 1.5 instead. In Fig. 3 is shown (for the 326,000-citation sample) the percentage of references cited one time, two times, three times, etc. From these data it can be calculated that 95% were cited one to three times. The range in this compilation extends from the bulk of articles which are cited only once to one article by Oliver H. Lowry which was cited 305 times. It is seen then that most Citation Index searches will yield a manageable number of citing papers.

In this Index, 8% of all citations are first-author

<sup>2</sup> S = total number of source articles processed multiplied by the average number of references per source article. In other words, S is the number of source lines in the Citation Index.

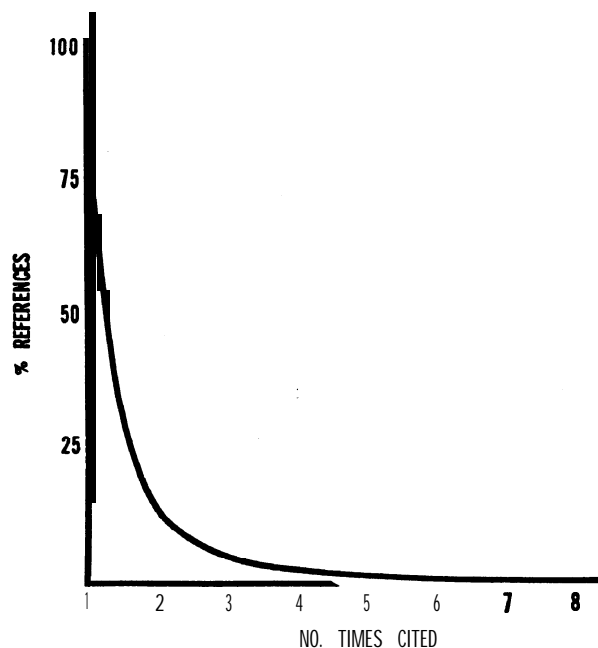


FIG. 3. Per cent references in 326,000-item citation index vs. number of times cited.

self-citations. Similarly, 20% of all sources which cite a journal are found to be self-citations by journal. That is, of the citations to a particular journal, 20% arise from that same journal title — obviously this varies for each journal considered.

Statistics taken from 1.4 million references which appeared in the 1961 literature disclose an average of 13.7 references per article. Of these references, an average of 2.2 are to nonjournal publications. Thus, 84% of these references are to journal articles. Of the approximately 102,000 source items or articles processed to produce the file of 1.4 million references, 11.9% were items containing no references at all. This value of 11.9% is, of course, swollen by the inclusion of brief notes, editorials, queries, and letters to the editor which often contain no references. The latter items can be found through the use of a first-author-alphabetized bibliography of the processed source items which, it is planned, will accompany the Citation Index Proper (2). It should be noted that these items are not usually indexed by the conventional services.

The combined use of the author bibliography and the Citation Index aids the user in searching backward and forward in time. The typical search starts by looking up a particular paper in the Index and finding the citations to that paper. The user can also take note of papers by the same first author either in the Citation Index or in the author bibliography. The likelihood of a paper escaping detection because it neither contains references nor was cited subsequently is quite small and is, in fact, the product of the probabilities of each contingency. .

The 326,000-item sample of 1960 literature revealed

that the first year preceding the citing source publication is the most heavily cited, and that half the references are from the eight-year period preceding the source. Ours, and all other absolute figures reported on this subject, however, must be corrected for the varying numbers of articles actually published in earlier years. One hundred citations to a year in which only 1,000 articles were published is comparable to 10,000 citations to a more recent year in which 100,000 articles were published.

One way of describing the utilization of a journal is to list the titles and distribution of the publication which cite the journal in question. For example, Fig. 4 shows the number of citations from the sample Index to AM J HUM GENET. This example includes a high proportion of self-citations by this journal—37% rather than the average of 20%.

In order to have a single term which describes the utilization of each journal, we define a "utilization factor" (Fig. 5). The utilization factor is the product of two terms, K and p. The slope K (derived from Cole's (3) approach to reference scattering) is obtained from the plot (Fig. 6) of the logarithm of the cumulative sum of citing journal titles as a fraction of the total titles versus the cumulative proportions of the citing articles (grouped by journal titles). This slope characterizes the distribution of citations among various journal titles. The term p is that *proportion* of the total source journal titles processed which actually cite the journal in question. The

Source Journal Title	No. Times Citing AJHG
AM J HUM GENET	59
ACTA GENET STAT MED	24
GENETICS	7
NATURE	7
EUG QUART	6
CANCER	5
HEREDITY	4
P NAT AC SCI US	4
NATURWISSENSCHAFTEN	4
P SOC EXP BIOL MED	3
J HERED	3
SCIENCE	3
JAP J GENET	2
J GENET HUM	2
AM J CLIN PATH	2
BRIT J HAEM	2
J BIOL CHEM	2
P JAP AC SCI	2
J GENET	1
ARCH PATH	1
BRAIN	1
J DAIRY SCI	1
ANN END	1
ARCH BIOCHEM BIOPHYS	1
ANN INT MED	1
AM J DIS CHILDR	1
ARCH DIS CHILDR	1
NEUROLOGY	1
EXPERIENTIA	1
CANC RES	1
GENET IBER	1
PED CLIN	1
ACTA PATH MICROBIOL SCAND	1
HELV PAED ACTA	1
TOTAL	157

FIG. 4. Total number of times source titles cite the *American Journal of Human Genetics* in the 326,000-item citation index.

JUJ = Journal Utilization by Journal

$$JUJ = K \times p$$

Where

K = Slope of the best straight line obtained from the plot of the log of the cumulative sum of source titles as a fraction of total titles ( $ST/\Sigma ST$ ), versus the cumulative tailies of title occurrences (from Slide 6) as a fraction of the total occurrences ( $S/\Sigma S$ ).

And

p = Proportion of the total journal titles processed which cite AM J HUM GENET

NOTE: K is analogous to the "Reference Scattering" term described by Cole, PF, J DOC, 18, 58 (1962)

FIG. 5. Utilization factor.

product of K and p gives a value indicative of the utilization of the journal by journals.

Users of the Citation Index are struck by the enormous variety of data that can be extracted from our file. One of the most interesting correlations is the "journal impact factor." In the usual citation count methods, as, e.g., Gross and Gross (4), the importance of a journal is determined by the absolute number of citations to it. The J AM CHEM SOC ranks first on such a list.<sup>3</sup> However, this count is largely a reflection of the fact that more articles are published in this journal than most. This approach is not much more sophisticated than ranking the importance of a journal by the quantity of articles published. The first step in obtaining a more meaningful measure of importance is to divide the number of times a journal is cited by the number of articles that journal has published. This linear relationship is valid at least as long as self-citations are not eliminated, as Westbrook (5) did, nor multiple citations omitted, as by Raisig (6). When this calculation is performed, the J AM CHEM SOC no longer ranks first. In our own citation counts, the PROC NAT ACAD SCI, NATURE, SCIENCE and other journals move towards the top—including some journals which publish many articles and others which do not. However, even these rankings may not hold in each field. A leading chemist may prefer to publish in the J AM CHEM SOC, whereas a leading geneticist may prefer the PROC NAT ACAD SCI or NATURE. Indeed, the number of genetics and biochemical articles in the PROC NAT ACAD SCI has grown considerably of late.

Taking the analysis one step further, librarians and information scientists can organize collections of frequently used papers. It seems utterly foolish to be sending out bound volumes of journals which are being borrowed for a small group of frequently cited articles. The citation data now available makes such a determination possible without intimate knowledge of the subject matter. Thus, we can say with reasonable certainty that any biochemistry librarian would be well advised to have Lowry's

<sup>3</sup>As modified by Brown, C. H., *Scientific Serials*, p. 101 (1956).

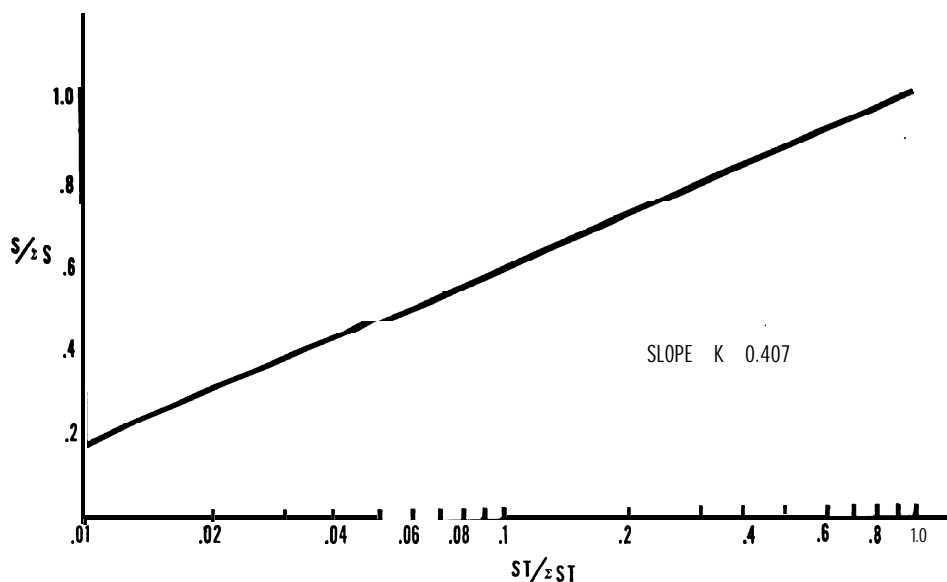


FIG. 6. Source-citation among journals which cite the *American Journal of Human Genetics*.

article on protein analysis readily available, since it is the most frequently cited paper in the field.

On the other hand, this same information should be used with caution for personnel selection and evaluation (e.g., by the Nobel committees). I might add, however, that many people are interested in this application of citation indexing. Citation indexing will obviously facilitate the evaluation of milestone papers. Indeed, if time were available we could demonstrate how one might use citation networks for extremely interesting historical and sociological studies.

It is hoped that the file of citations for the 1961 literature can be expanded in our continuing research work so that it will one day approach completeness. This is very important, since there has not yet been a definitive study of the number of articles published each year-or the number of significant journals published. If significance can be related to the number of times a journal is cited, then there is a high probability that the number of significant journals has been vastly overestimated. Certainly, a very small number of journals account for a very large percentage of all citations (Fig. 7). In our

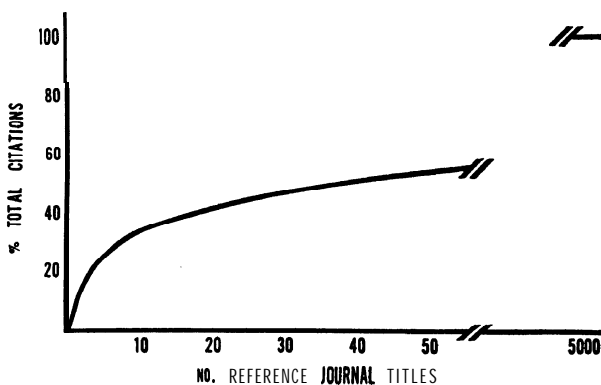


FIG. 7. Per cent total citations vs. number of reference journal titles.

326,000-item sample, for instance, 10 reference journal titles account for one-third and 36 titles account for one-half of the total citations. These few journals are but a small fraction of the estimated 5,000 reference journal titles cited in this file.

Further, by going back and processing one year in each decade comprehensively, it will also be possible to obtain definitive information on the growth of the literature. If the literature has been doubling every ten years, then one would expect 640,000 articles to have been published in 1960 if 10,000 were published in 1900. The cumulative total of papers published in the last 100 years would then have been about 10,000,000. By using the rule of thumb, in part due to discussions with Professor Derek Price, there should be an average of one citation each year to every article ever published. The use of an average of 15 citations per published paper would seem to confirm this initial estimate.

In conclusion, it should be emphasized that the basic purpose of the project is not to take a statistical inventory of scientific publication. That is, indeed, an important byproduct of the work. The main objective, however, is to develop an information system which is economical and which contributes significantly to the process of information discovery — that is, the correlation of scientific observations not obvious to the searcher. Citation indexes can provide new insights impossible through descriptor-oriented systems.

#### References

1. GARFIELD, E. 1955. *Science*, 122 : 108-11.
2. GARFIELD, E. 1958. Unified indexes to science. *Proc. ICSI*, 1: 461-474.
3. OLE, P. F. 1962. *J. Doc.*, 18: 58.
4. GROSS, P. L. K. and E. M. GROSS. 1927. *Science*, 66: 385.
5. WESTBROOK, J. H. 1960. *Science*, 132 : 1229.
6. RAISIG, L. M. 1960. *Science*, 131: 1417.